

Best Practices on Promoting Kidney Transplant in the Dialysis Setting

Presented by Hannah Graves

Real-life experience shared by Sheila Morse

YMMV

**Your mileage
may vary**

Used to tell
someone that
advice may not
give them
the same results
as it gave
someone else



Objectives

By the end of this webinar, attendees will be able to:

- o Discuss kidney transplant as a treatment option for all dialysis patients
- o Describe how to refer, support, and achieve active listing status for a patient
- o Explain the keys to success when assisting dialysis patients to kidney transplant
- o Summarize the interdisciplinary approach to achieving kidney transplant

KIDNEY TRANSPLANT

Please ask your care team nurse, technician, dietitian, social worker, and/or your physician, if you'd like to learn more about kidney transplant.



1. Referral
2. Evaluation
3. Testing
4. Presentation
5. Listing

1. Referral - "This part is easy!" Are you interested in learning if kidney transplant is a possibility for you? Ask your friendly neighborhood social worker to refer you to a transplant center... there are several, so ask questions to decide which transplant center has the pleasure to work with you!

2. Evaluation - After you are referred, the transplant center staff you chose will call to schedule an evaluation. During this process, you will learn from the transplant team just what you can expect with a kidney transplant. This will be your opportunity to ask questions and learn if you want to continue to pursue kidney transplant.

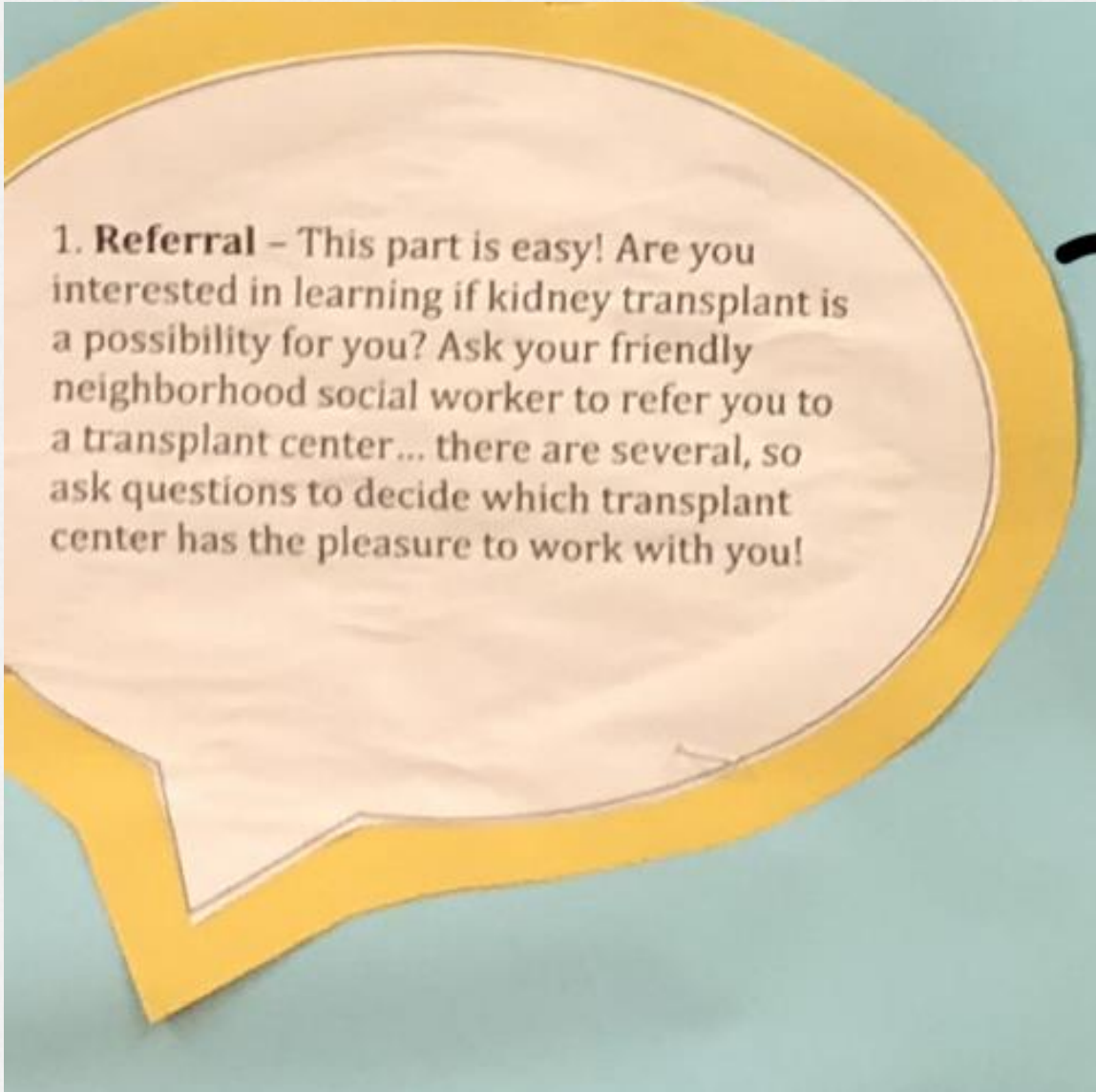
3. Testing - Not like in school, but if you decide that you would like to pursue kidney transplant, you will need to complete a series of medical tests to make sure that you are healthy enough to receive a kidney transplant. Testing measurements are unique to everyone, but some common testing includes a heart stress test, for example.

5. Listing - Woo hoo! Congratulations! You have been listed for Active status on the kidney transplant wait list! You can always change your mind at anytime, but with an average wait time of 6-8 years, you may want to learn more about living donation as well as explore the Georgia Transplant Foundation and how they can help you to prepare. Resources can be found at the table under the window.

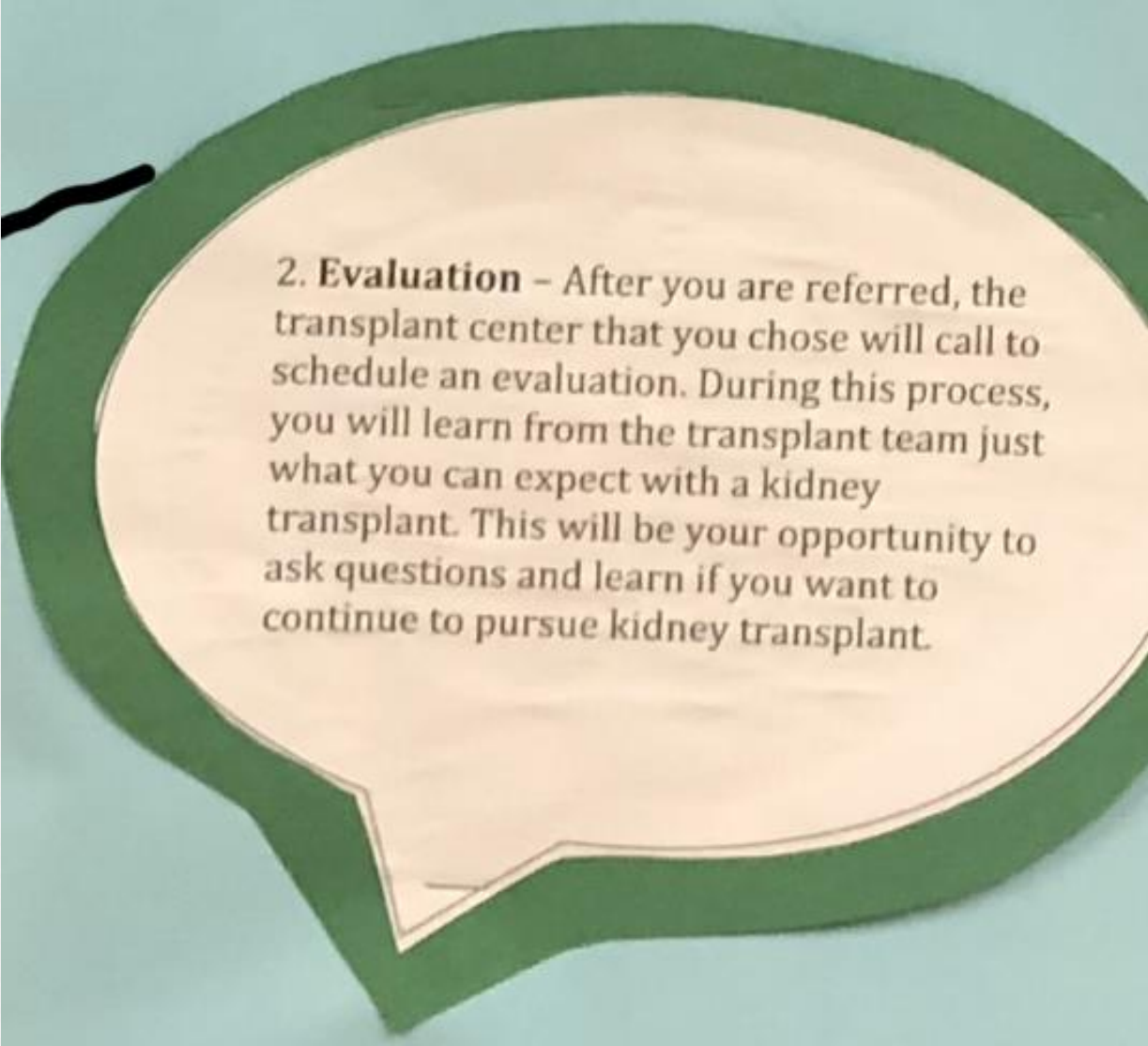
4. Presentation - Program is off! You're done all the work and now it's time to present you to the "Transplant Committee." This committee is in place to make sure that you are in the best possible shape to receive a kidney. This may be a time when you may be asked to complete some additional tests, but not necessarily.

Yesterday was:
A Challenge
Today is:
A Gift
Tomorrow will be:
An Opportunity

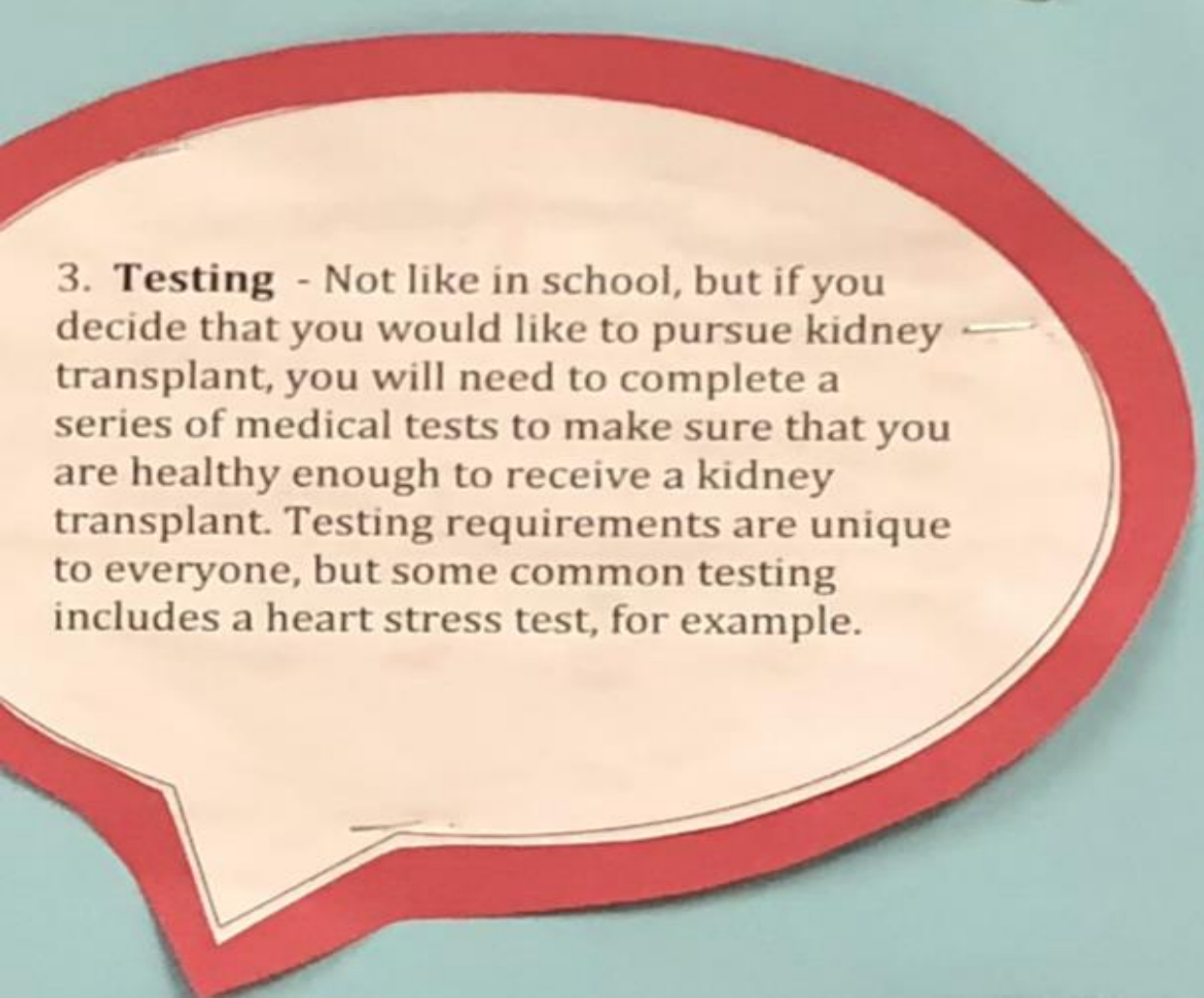




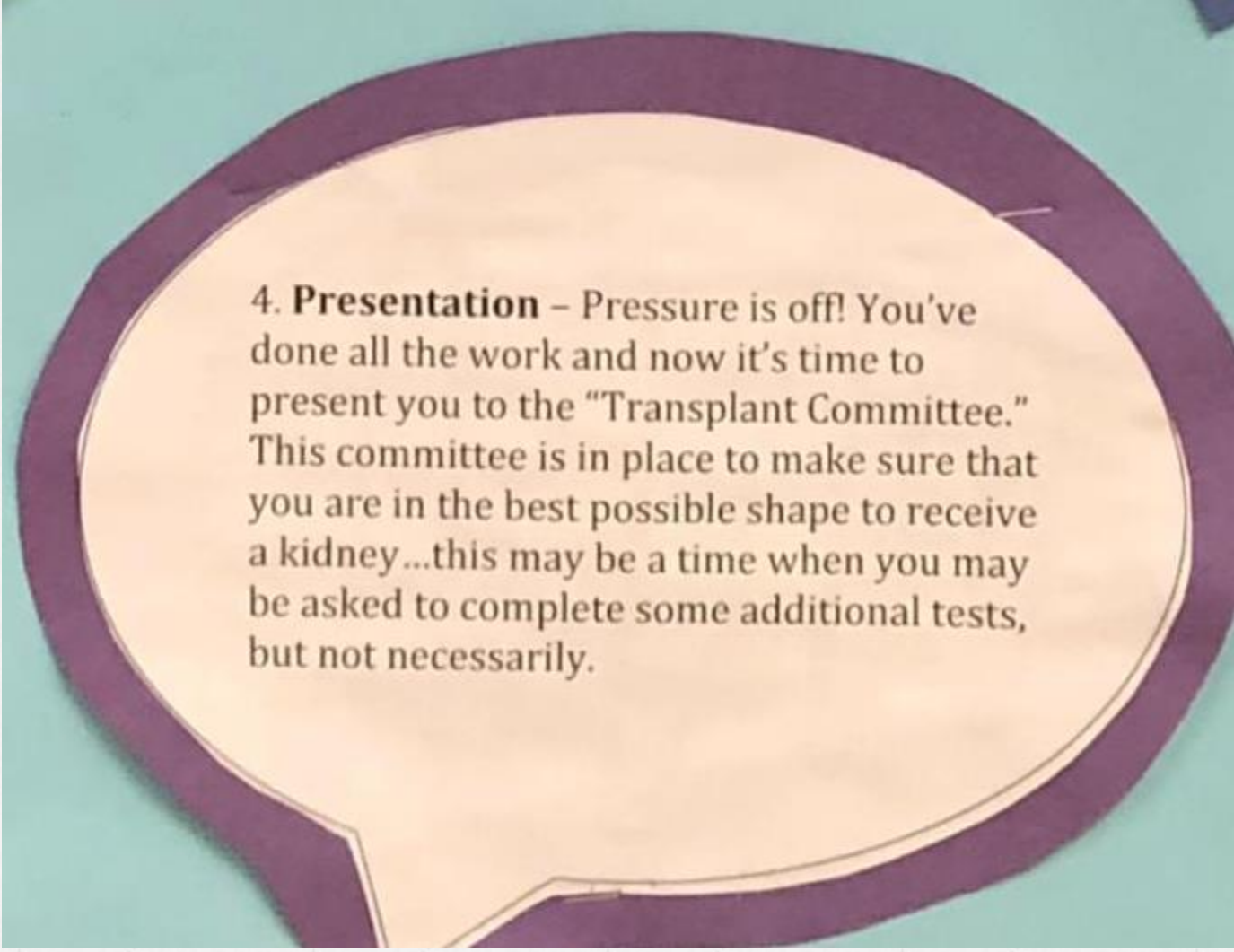
1. **Referral** – This part is easy! Are you interested in learning if kidney transplant is a possibility for you? Ask your friendly neighborhood social worker to refer you to a transplant center... there are several, so ask questions to decide which transplant center has the pleasure to work with you!



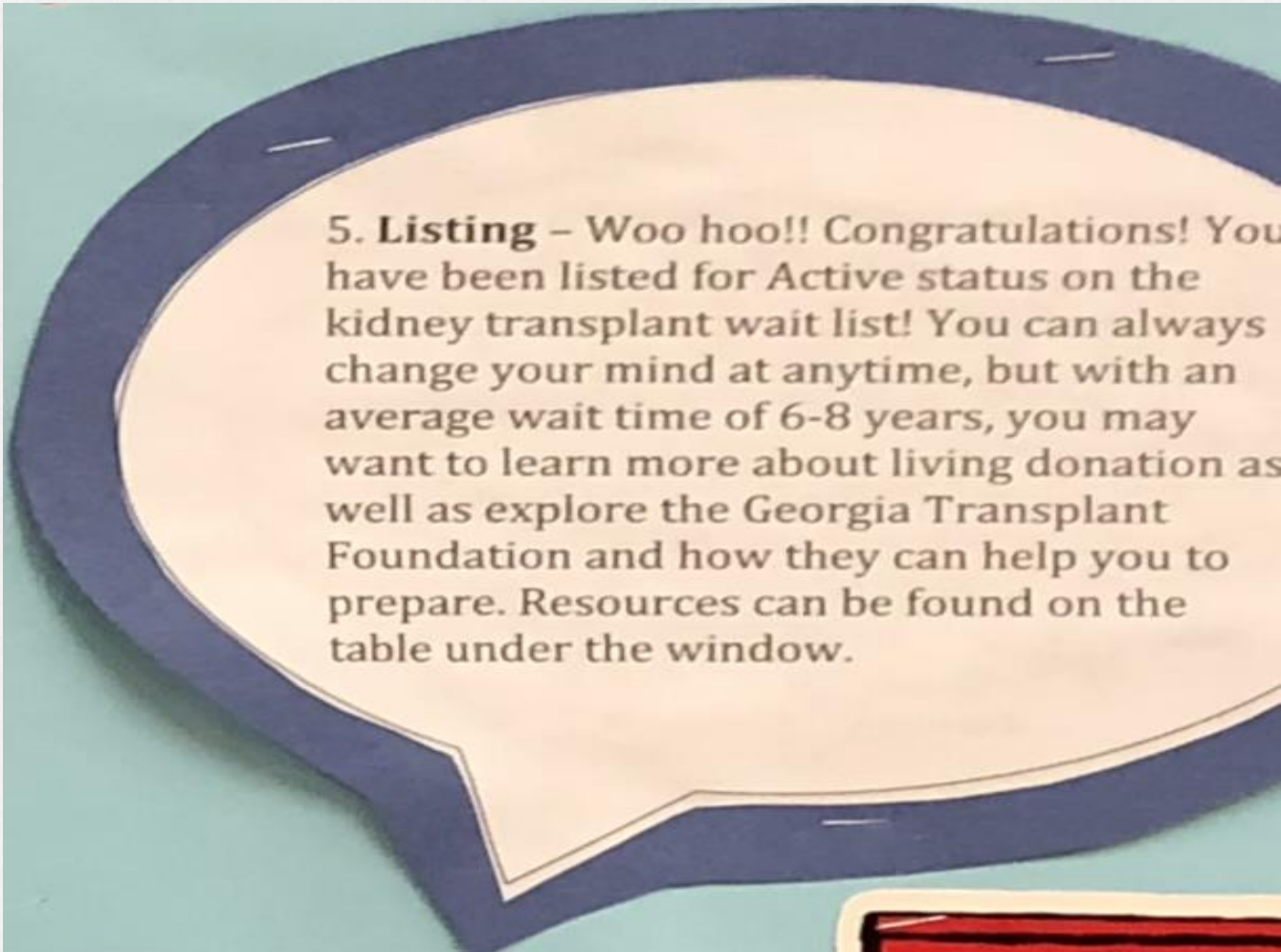
2. Evaluation - After you are referred, the transplant center that you chose will call to schedule an evaluation. During this process, you will learn from the transplant team just what you can expect with a kidney transplant. This will be your opportunity to ask questions and learn if you want to continue to pursue kidney transplant.



3. **Testing** - Not like in school, but if you decide that you would like to pursue kidney transplant, you will need to complete a series of medical tests to make sure that you are healthy enough to receive a kidney transplant. Testing requirements are unique to everyone, but some common testing includes a heart stress test, for example.



4. Presentation – Pressure is off! You've done all the work and now it's time to present you to the "Transplant Committee." This committee is in place to make sure that you are in the best possible shape to receive a kidney...this may be a time when you may be asked to complete some additional tests, but not necessarily.



5. Listing – Woo hoo!! Congratulations! You have been listed for Active status on the kidney transplant wait list! You can always change your mind at anytime, but with an average wait time of 6-8 years, you may want to learn more about living donation as well as explore the Georgia Transplant Foundation and how they can help you to prepare. Resources can be found on the table under the window.

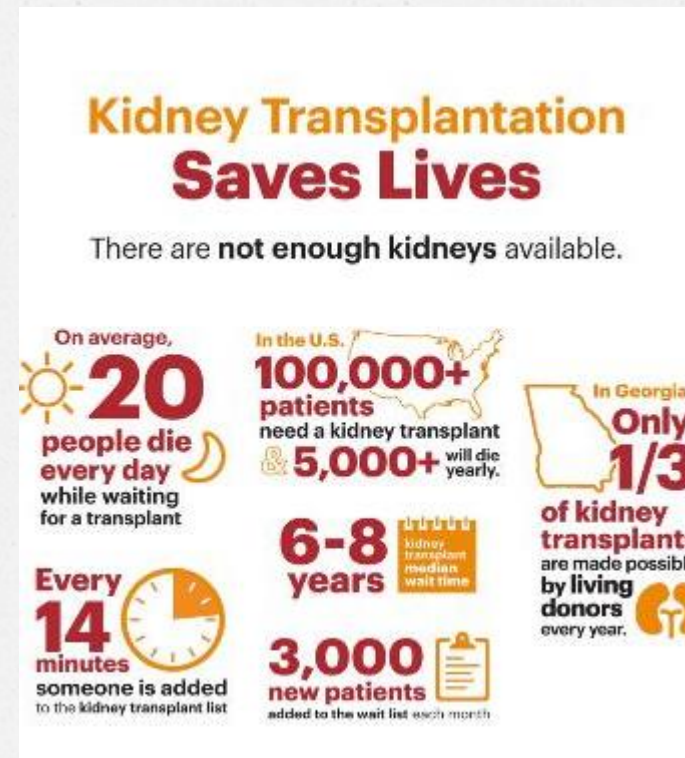
Making Transplant Relatable

- o Transplant Lobby Days
- o Transplant Liaison
- o Resource Table
- o Support Group



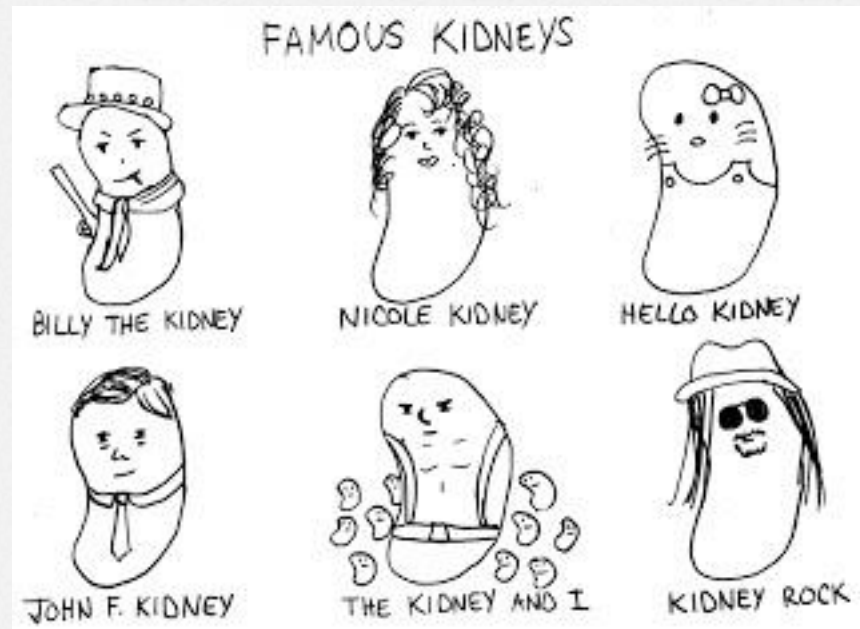
Forming a Process

- Referral process
- Testing requirements
- Assist with scheduling appointments



Continuing the Process

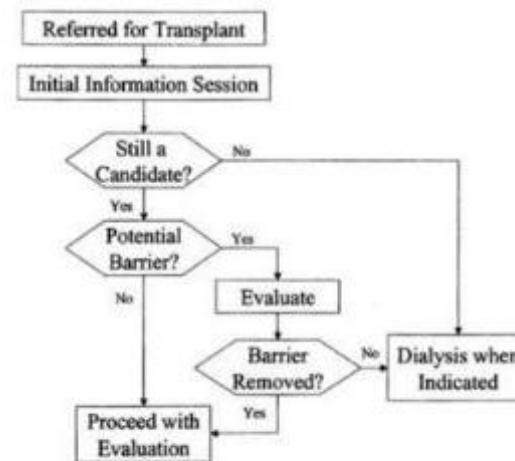
- o Fax test results
- o Call transplant center
- o Multi-listing



Follow-up, Follow-up, Follow-up!


- Lengthy process
- “Hoop jumping”

Renal transplant candidate evaluation process



Follow-up (cont.)

- Miscommunications
- Misunderstandings
- Encouraging vs. enabling



It takes a village...we're all in
this together



A Real-Life Transplant Experience by Sheila Morse

